

Press / Photographer Registration Guideline

To all registrants, this document is guideline for press and photographer registration.

Notice:

Registering in this application will not guarantee your attendance to each shows.

Please note that you will require separate invitation from each brands to attend the collection shows.

Please read below instructions to submit registration.

※Since this is a new registration system starting this season, those who have a history of past registration will also need to register their company/organization information before making this registration.

※The registration criteria have been partially updated this season. Please note that even if you were approved in the past, you may not be approved.

The registration flow will be

- ① First, please fill in your company/organization information and the information of the registrant or the person who will be doing the work if more than one person is to be registered.
- ② Secondly, please register for press/photographer registration from the link in the e-mail sent to you.

Please follow the steps below to register.












1. How to register company/organization information

- (1) Fill in the company/organization information

First, please enter company information of the registrant

【Company/Organization Information】

* Please fill in the required field.

Registrant Email 	<input type="text"/> E-mail only
Registrant First Name 	<input type="text"/>
Registrant Last Name 	<input type="text"/>
Company (Organization) Name 	<input type="text"/> If you are a freelancer, please enter "freelance"
Publication (Media) Name 	<input type="text"/>
Company Type 	<input type="text" value="-Select-"/>
Company Subtype 	<input type="text" value="-Select-"/>
Address 1 	<input type="text"/>
Address 2	<input type="text"/>
City 	<input type="text"/>
State/Province/Region 	<input type="text"/>
Postal Code	<input type="text"/>
Country 	<input type="text"/>

Please fill in the required field.

Address information may be used to send you information about the collection. Please enter your information accurately.

※ If you are a freelancer, please enter **"freelance"** in the **"Company (organization) name"** field.

After completing the form, please read the "Privacy Policy" at the bottom of the screen and check the "I agree to the Terms of Use" box.

Click the "Next→" button to confirm the information you have entered.

Please check that the information you have entered is correct and click the "Submit→" button. If you wish to edit the information, you can click the "←Back" button and edit the information.

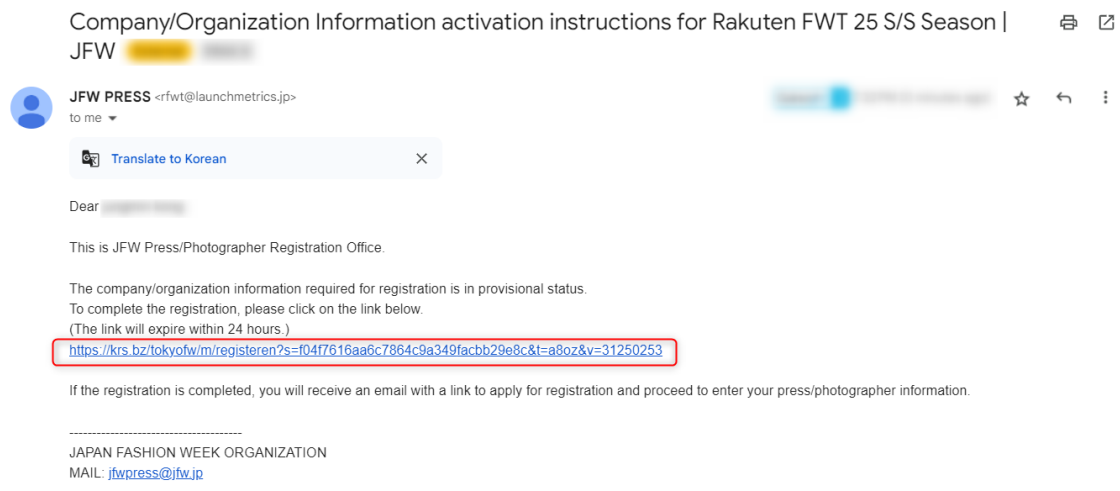
※You will receive a "Company/Organization Information activation instructions for Rakuten FWT 25 S/S Season" email to the email address you entered.

(2) Register Company/Organization

Please click on link in the mail "Company/Organization Information activation instructions for Rakuten FWT 25 S/S Season" to complete the company registration and display a page notifying you of the completion of registration.

※You will receive a "Company/Organization Information activation confirmation for Rakuten FWT 25 S/S Season" at the e-mail address you entered.

【Example of notification mail】




Next, please enter attendee' details.

You can add multiple attendees belonging to the same company.

2. How to register Press/Photographer

Please click the link in the mail "Company/Organization Information activation confirmation for Rakuten FWT 25 S/S Season," and the page to register press/photographer will be displayed.

【Example of notification mail】

Company/Organization Information activation confirmation for Rakuten FWT 25 S/S Season |  
JFW 



JFW PRESS <jfwpress@jfw.jp>
to me ▾


 Translate to Korean 

Dear 

This is JFW Press/Photographer Registration Office.

Your company/organization information has been successfully registered.

Company (organization) Name : 

Publication(Media) Name : 

Please click the link below to apply for press/photographer registration

https://krs.bz/tokyofw/m/attendeeform?e_99=

If you have any changes to your company registration information, click here.

<https://krs.bz/tokyofw/m/updateen?m=8&t=a98b&v=77ac57a5>









JAPAN FASHION WEEK ORGANIZATION

MAIL: jfwpress@jfw.jp

(1) Fill in the Press/Photographer attendee information

Please enter the information about Press/Photographer attendee.

【Press/Photographer Information】

Company ID	
Registrant Email	
Credential Type 	-Select- 
Attendees Last Name 	<input type="text"/>
Attendees First Name 	<input type="text"/>
Attendees Job Title	<input type="text"/>
Attendees Email 	<input type="text"/> E-mail only
Attendees Telephone (Country Code) 	<input type="text"/> Numbers only
Attendees Telephone 	<input type="text"/> - <input type="text"/> - <input type="text"/> Numbers only
SNS 1	<input type="text"/> Please enter full URL with "https://"
SNS 2	<input type="text"/> Please enter full URL with "https://"
Work Samples, Media or Verification Letter (URL) 	<input type="text"/> Please enter full URL with "https://"
Work Samples or Media (URL)	<input type="text"/> Please enter full URL with "https://"
Work Samples or Media (URL)	<input type="text"/> Please enter full URL with "https://"
Travel address (place to stay during this fashion week or a place you would like to receive the invitations)	<input type="text"/>

※For freelancers, please enter your work samples (within 2 years) regarding Fashion Week or fashion, or a link to a verification letter from the media in the "Work Samples, Media or Verification Letter (URL).

※If you are a media, please enter the URL that shows the media.

Please check that the information you have entered is correct and click the "Submit→" button. If you wish to edit the information, you can click the "←Back" button and edit the information.

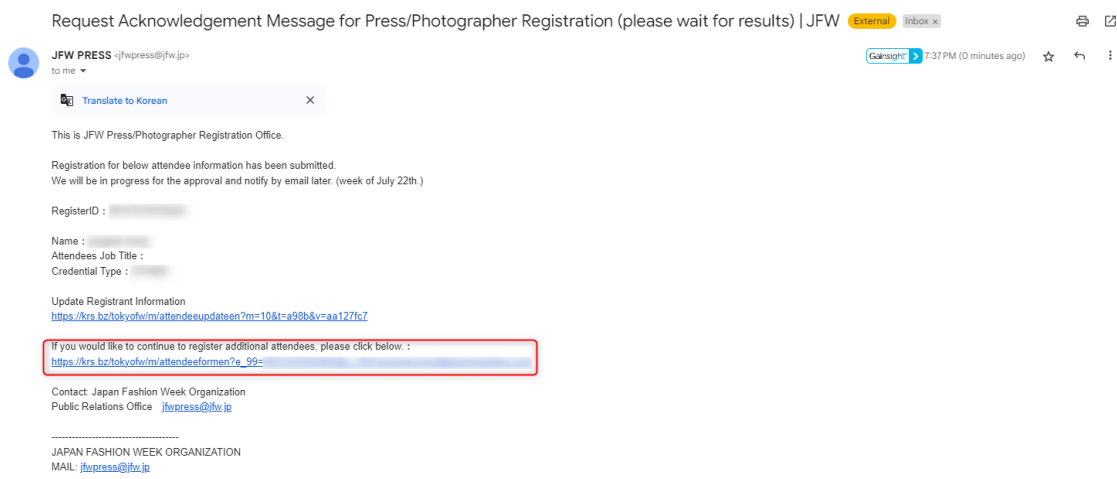
※ "Request Acknowledgement Message for Press/Photographer Registration" e-mail will be sent to the e-mail address of the person in charge.

(2) How to register multiple attendees

Please click the link in the mail "Request Acknowledgement Message for

Press/Photographer Registration," and the page to register additional attendees will be displayed.

【Example of notification mail】



The same form as in (1) will be displayed. Enter the additional attendee's information.

By repeating (1), you can register multiple attendees.

3. Accreditation results

Based on the information of your registration, JFW will review and send you the accreditation results, from the week of July 22th, 2024.

Troubleshooting

Receiving Email sent from our system

Q. Notification emails does not appear in my mailbox. Why ?

A. Notification email will be sent several times from jfwpress@jfw.jp. Depending on registrants' environment, emails will not appear in your mailbox.

Please make sure to check your mail settings to receive email from jfwpress@jfw.jp before

registration.

- Restricting email with URL links.
- Restricting email sent from mail servers
- spam filters
- not including jfwpress@jfw.jp in domain/address designation reception

*Settings above may be set as default in Cellular phone/Smartphone.

Please refer to the following URL to configure domain designation reception.

-docomo

[【docomo 公式サイト】 受信／拒否設定](#)

-au

[【au 公式サイト】 受信リスト設定](#)

-softbank

[【SoftBank 公式サイト】 受信許可リスト設定](#)

Please refer to the following URL to configure anti-spam filtering

-docomo

[【docomo 公式サイト】 受信／拒否設定](#)

-au

[【au 公式サイト】 迷惑メールフィルター機能](#)

-softbank

[【SoftBank 公式サイト】 迷惑メールブロック設定方法](#)

Contact

For inquiries about the register

Mail: support@launchmetrics.jp

Tel: 03-3281-0051

JAPAN FASHION WEEK ORGANIZATION

For Press / Photographer: jfwpress@jfw.jp

For buyers: buyer@jfw.jp